

# Visual Form Styler

- [Live Article Link](#) 🔍
- [Google Rank](#) 🔍 #1 for the top target keyword as of 2023-06-23

**The Goal:** The goal is this feature page is to sell customers on the Visual Form Styler feature in Formidable Forms. This page acts like a landing page and is the last stop before a customer buys on the pricing page.

**My Role:** I produced the entire article from start to finish.

- 🧠 Conception
- 📄 Keyword Research
- 📡 Publish
- 👉 SEO Writing
- 🎨 Graphic Design
- 📣 Promote



**Meta Description:** Looking for a WordPress form styler? If you want to add custom styles to your forms without the need for CSS codes, then you need Formidable Forms! There's nothing worse than spending time tweaking your WordPress forms only to find out they don't match your site.

The screenshot shows the 'Visual Form Styler' interface for a 'Contact Us' form. The top navigation bar includes 'Contact Us', 'Build', 'Style' (active), 'Settings', 'Entries', 'Views', 'Embed', 'Preview', and 'Update'. The left sidebar shows 'Formidable Style' with a 'General' section containing options for 'Override theme styling', 'Center form on page', 'Alignment' (left), 'Max Width' (100%), 'Background' (Select), 'Border' (0px), 'Color' (Select), 'Padding' (0 0 15px 0), 'Font Family' ('Lucida Grande', 'Lucida Sans Unicode', 'Tahoma'), and 'Direction' (Left to Right). The main form area displays fields for 'Name \*' (First and Last), 'Email \*', 'Subject \*', and 'Message \*', along with a 'Submit' button.

*Say goodbye to tedious form styling, say hello to our no-code Visual Form Styler.*

With Formidable, you can style contact forms with ease. You can tweak every aspect of your forms, including form fields, font size, input fields, font family, and more. You can even change the character used for required fields.

There isn't a single aspect of our forms that you can't adjust with our visual form styler! Just create your form, customize the style, tweak your form settings, and you're ready to publish.

- 
-  Form styling without the CSS
  -  Style Template Manager
- 

## Form styling without the CSS

Whether you want to style your submit buttons or your field labels, Formidable Forms' Visual Styler has you covered.

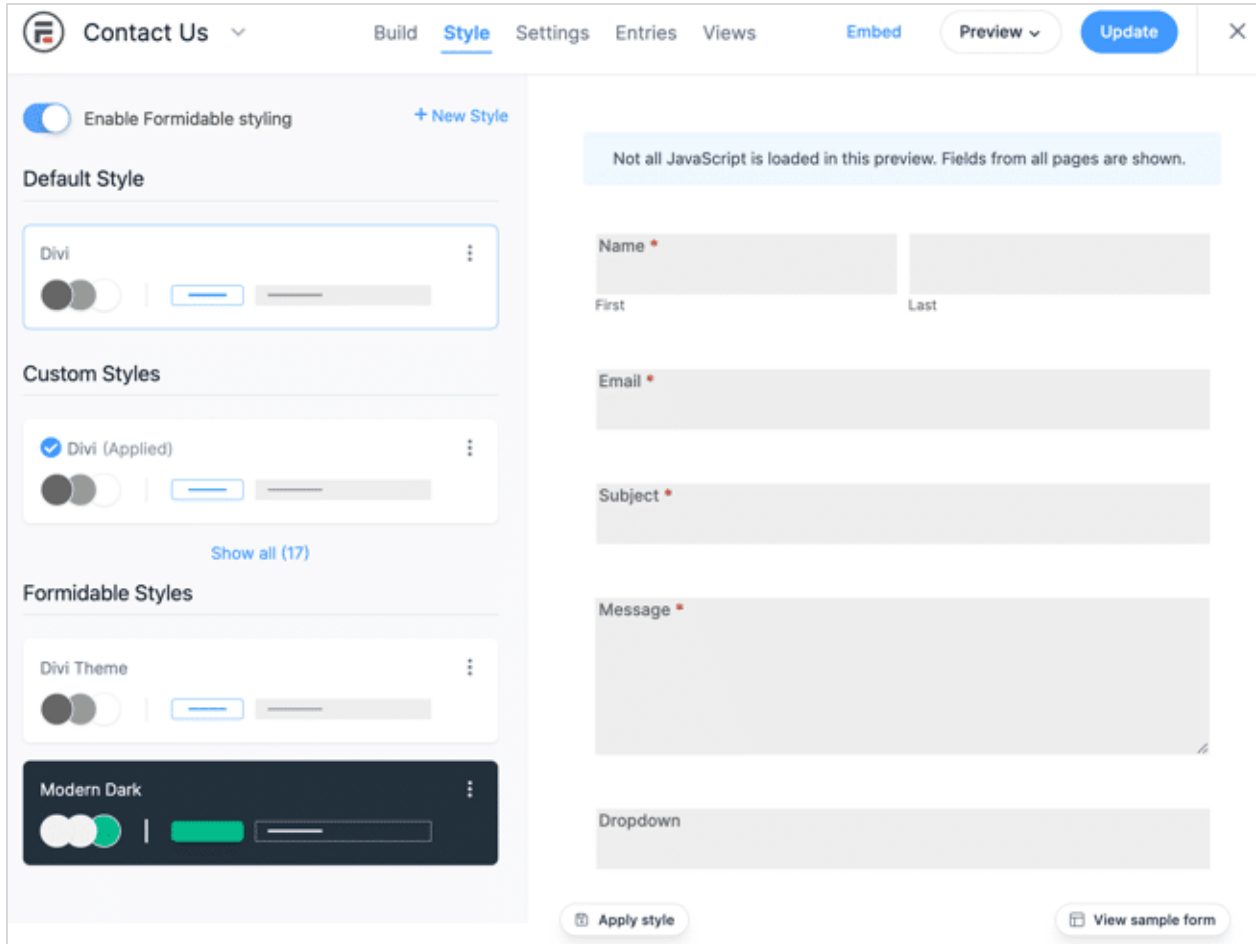
Wondering what you'll be able to customize? Take a look:

- **Fonts:** Titles, field labels, descriptions, and more.
- **Colors:** Fields, buttons, checkboxes, and more.
- **Advanced form features:** Customize size, color, shape of progress bars, sliders, toggles, and more.

Simply put, we really mean it when we say that every inch of your forms can be customized with Formidable's Visual Form Styler. Colors, borders, sizes - *the works*.

## Style Template Manager

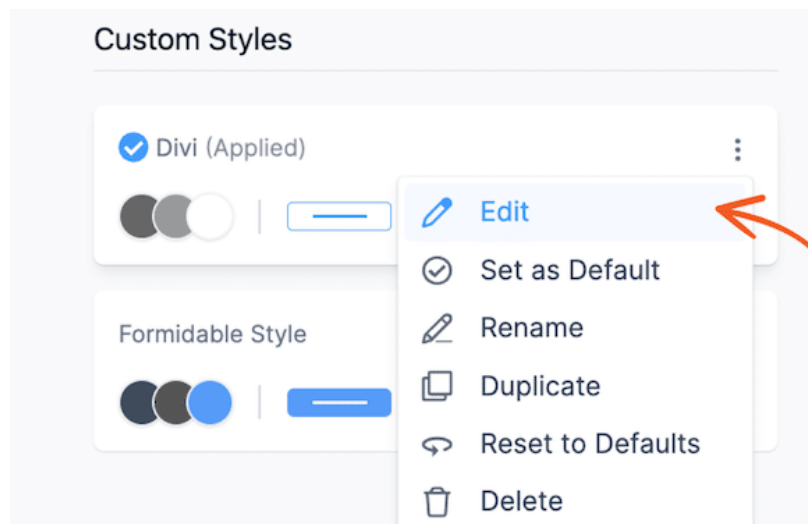
After you've created the perfect designs and styles, there's no need to apply them manually to each of your forms. Thanks to the Style Template Manager, saving and applying styles to your forms is easier than ever before.



*The Style Template Manager has all your templates accessible in one place.*

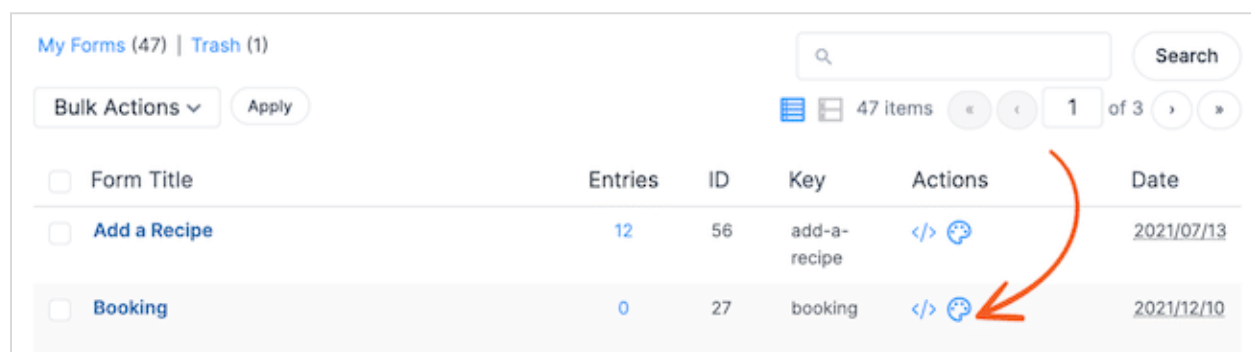
The Style Template Manager lets users create styles, then save them to use again later. Plus, Formidable has built-in templates that you can use. Load a template, tweak it, and make it your own in no time flat.

From the Style Template Manager, you'll be able to swiftly duplicate, rename, manage, reset, and apply your custom styles. Not only that, but you'll be able to preview how your forms look with all your styles too.







*Our thoughtful user interface takes all the pain out of styling your forms.*

If you've already made several forms and want to apply the same style to all of them, this is easy too. Just head to your list of forms and click the design icon for each one. You'll be taken directly to the Visual Form Styler where you can choose your template & apply it. That was fast!



The screenshot shows a user interface for managing forms. At the top, there are tabs for 'My Forms (47)' and 'Trash (1)'. Below the tabs are search and bulk action controls. A table lists forms with columns for 'Form Title', 'Entries', 'ID', 'Key', 'Actions', and 'Date'. The 'Booking' form is highlighted, and a red arrow points to the design icon in the 'Actions' column.

<input type="checkbox"/> Form Title	Entries	ID	Key	Actions	Date
<input type="checkbox"/> Add a Recipe	12	56	add-a-recipe	 	2021/07/13
<input type="checkbox"/> Booking	0	27	booking	 	2021/12/10

*Quick access buttons take you directly to the Style Tab within the Form Builder.*

Every detail of the Visual Form Styler's features is described in our docs [here](#).

With style templates, there are no limitations. You'll be able to change field colors and sizes, add backgrounds and borders, and customize almost everything. Then the Style Template Manager allows you to easily manage which forms use your styles.